

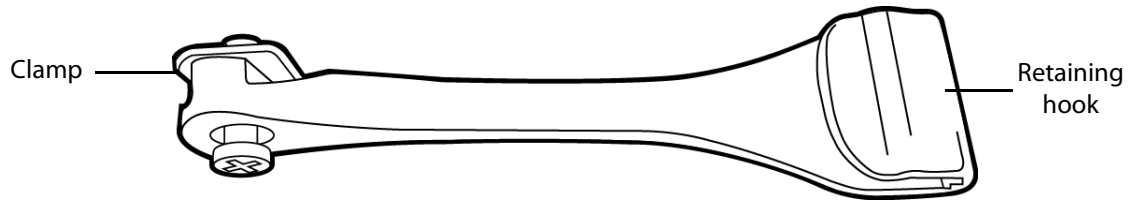
# AC Cord Retainer

## Assembly Instructions



### Contents

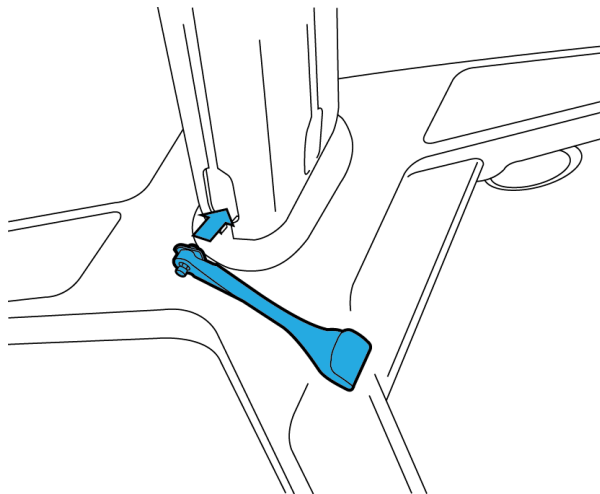
AC cord retainer (1)



### Attaching the AC cord retainer to the system stand

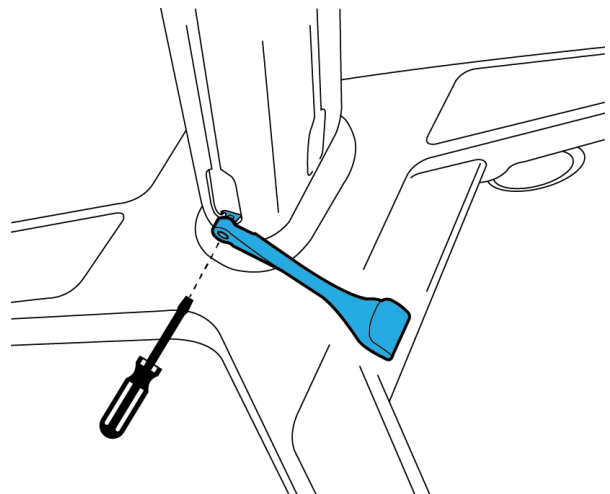
#### STEP 1

Insert the clamp into the stand base.



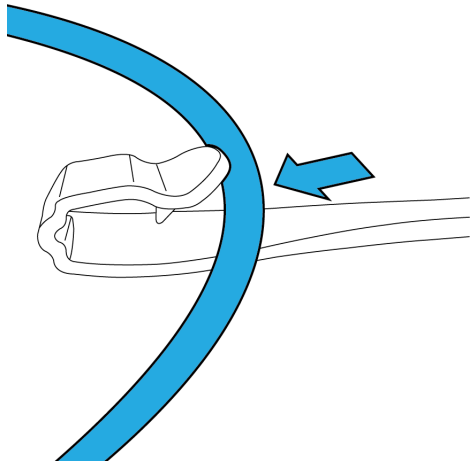
#### STEP 2

Tighten the clamp with a screwdriver



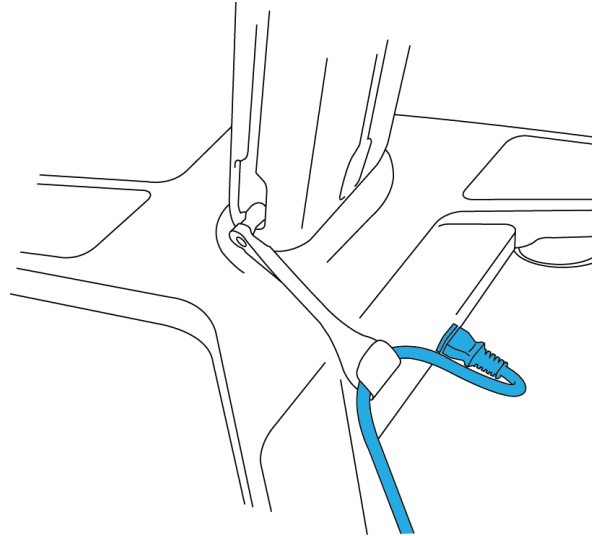
### STEP 3

Insert the cord into the retaining hook.



### STEP 4

Plug the cord into the stand base, and then arrange the cord as shown.



### Cleaning, storage, and disposal

- For cleaning instructions, see the system stand user guide.
- Storage requirements: Temperature: -35 °C to 65 °C; Humidity: 15% to 95%; Atmospheric pressure: 500 hPa to 1060 hPa.
- To dispose of the AC cord retainer, contact FUJIFILM SonoSite, or your authorized representative.

SonoSite and the SonoSite logo are trademarks and registered trademarks of FUJIFILM SonoSite, Inc. in various jurisdictions.

All other trademarks are the property of their respective owners.

Publication date: November 2017

Copyright © 2017 FUJIFILM SonoSite, Inc. All rights reserved.

**Manufacturer**  
**FUJIFILM SonoSite, Inc.**  
21919 30th Drive SE  
Bothell, WA 98021 USA  
T: 1-888-482-9449 or  
1-425-951-1200  
F: 1-425-951-1201

**EC Authorized Representative**  
**FUJIFILM SonoSite B.V.**  
Joop Geesinkweg 140  
1114 AB Amsterdam,  
The Netherlands

**Australia Sponsor**  
**FUJIFILM SonoSite**  
**Australasia Pty Ltd**  
114 Old Pittwater Road  
Brookvale, NSW, 2100  
Australia

P21632-02

